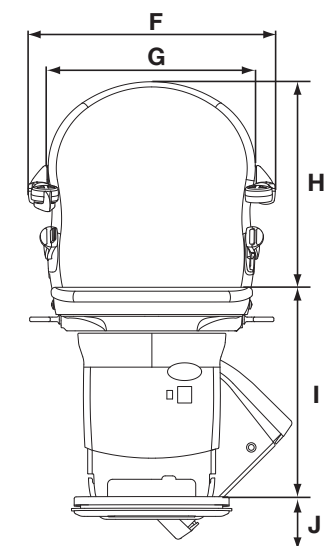
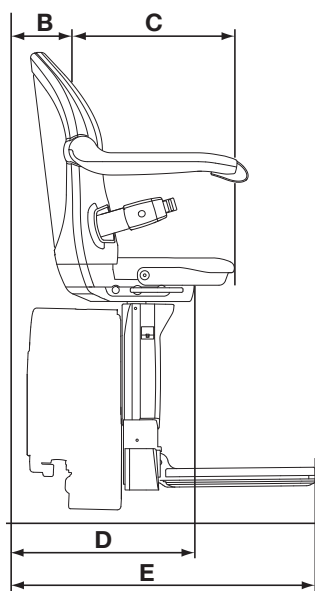
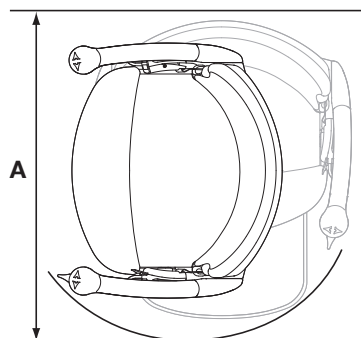


# Smart seat – Handicare 1000 (XL + XXL)

## Straight stairlifts



Smart seat	Dimensions
<b>A</b> Minimum swivel radius - With armrest spacers - With extended armrest spacers	670mm 695mm 710mm
<b>B</b> Wall to inner seat back*	75mm
<b>C</b> Seat depth - With extended seat	360mm 425mm
<b>D</b> Minimum folded width to footplate*	385mm
<b>E</b> Minimum open width to edge footplate*	650mm
<b>F</b> Armrest width – external - With armrest spacers - With extended armrest spacers	550mm 590mm 635mm
<b>G</b> Armrest width – internal - With armrest spacers - With extended armrest spacers	460mm 515mm 560mm
<b>H</b> Seat back height	455mm
<b>I</b> Footplate to seat height - Standard seat option - Perch seat option**	465-540mm 675-875mm
<b>J</b> Minimum footplate height	85mm
Minimum track intrusion into staircase	115mm
Maximum weight limit - Standard version - Heavy duty version (XL)*** - Extra heavy duty version (XXL)***	137kg 160kg 200kg

\* +45mm for extra heavy duty (XXL) 2-way swivel with extended armrest spacers

\*\* Not available for extra heavy duty (XXL)

\*\*\* Not available with hinged rail

Some of the above dimensions depend on the characteristics of the staircase in the home. Please consult the sales manual for further information about these dimensions and features of this seat. All information is provided in good faith but does not constitute a guarantee. Handicare reserves the right to alter designs and specifications without prior notice.